


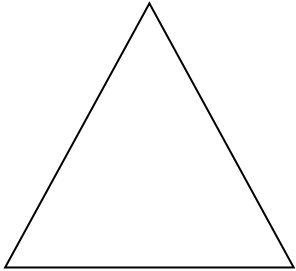
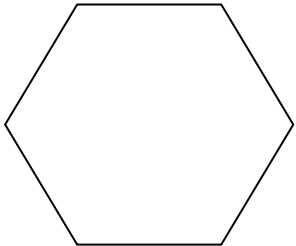


## 2D Shape Properties

Cut and match the shapes to the correct descriptions.

	<p>This 2D shape has 6 straight edges and 6 corners.</p> <p>It is a _____.</p>
	<p>This 2D shape has 4 straight edges; 2 of them are long and 2 are shorter. It also has 4 corners.</p> <p>It is a _____.</p>
	<p>This 2D shape has 3 straight edges and 3 corners.</p> <p>It is a _____.</p>
	<p>This 2D shape has 4 straight edges which are all the same length. It has 4 corners.</p> <p>It is a _____.</p>
	<p>This 2D shape has no straight edges, only one curved edge.</p> <p>It has no corners.</p> <p>It is a _____.</p>

**Square    Circle    Rectangle    Triangle    Hexagon**